

Borrow My Bag

Use these products as directed for one week. Give me your opinion of the products and you will receive a gift from me!



Borrow My Bag

-  **TIMEWISE REPAIR VOLU-FIRM SET**
-  **MICRODERMABRASION PLUS**
-  **OIL-FREE EYE MAKEUP REMOVER & MICELLAR WATER**
-  **SATIN HANDS**

Borrow My Bag

Use these products as directed for one week. Give me your opinion of the products and you will receive a gift from me!



Borrow My Bag

-  **TIMEWISE REPAIR VOLU-FIRM SET**
-  **MICRODERMABRASION PLUS**
-  **OIL-FREE EYE MAKEUP REMOVER & MICELLAR WATER**
-  **SATIN HANDS**

BMB BOOKING SCRIPT:

Hi _____! 🙋 I'm reaching out to invite you to Borrow my Bag. You get to take home my bag of Mary Kay products to use for a week, give me your opinion of the products and in exchange you get a gift from me! 😊 Can I bring you my bag to borrow for a week, in exchange for your feedback? 💕

DAY 1 AM:

Hey there, Suzie! Montanna Elliott with Mary Kay. I'm ready to be your guide for the week as you "Borrow my Bag". To kick start this beauty adventure, you'll need to download the Mary Kay Skin Analyzer app - it's scans your face to help me set you up with a custom regimen! Just follow the app set up steps, scan your gorgeous face, and snap a screenshot of your results to send my way. Here's a sneak peek of what to expect.

****ADD SCREEN SHOT EXAMPLE****

DAY 1 AM: Part 2

*****Part 2 day 1 text after example screen shot!*****

Get ready to be wowed by your stunning skin transformation in just 7 days! Make sure to snap your scan with clean, dry skin (usually done before bed). But if you want some extra motivation, I'd be happy to give you a friendly nudge around 7:30 p.m. while I'm washing my own face! Sound like a plan?

DAY PRO TIP:

*****CONSULTANTS BE SURE TO SET A REMINDER ON YOUR PHONE TO SEND 7:30 MSG OR SCHEDULE IN PB!!**

Day 1 PM: text with step by step routine:

Time to wash your face!! Here is a step-by-step guide to follow

1. Quick Cleanse with a cotton round using the Micellar Water to remove all the bacteria , dirt & age accelerating free radicals that has landed on your face during the day. This will also remove any foundation you have so when you use your cleanser, it can do its age-fighting job!
2. Remove eye makeup with OFEMR on a cotton round. Shake bottle & Dampen cotton round with OFEMR and gently press on the eye area and lashes, wipe from the outer corner to the inner corner!
3. Cleanser on damp face, AVOID eyes with cleanser!! **Use both AM and PM.**
4. **Take your scan!!** (Don't forget to send it to me)
5. **AM:** Moisturize all over face, neck, & chest.
PM: Night recovery to face, neck, and chest.

6. **AM:** apply Day Defender sunscreen all over the face, neck, & chest.
PM: Apply Antioxidant Moisturizer from the hairline to the top of the chest, using upward motions.
7. LAST STEP 🎉 Eye cream! Squeeze a dab on the ring finger, gently tap into under eye area avoid the eye lid! **Use both AM and PM**

LMK if you have questions I am here for ya!!! Hugs (Your Name)

DAY 2:

Hey there, (name)! Are you ready for some silky smooth magic? Satin Hand Set! This baby is a game-changer, and you can even use it to give your feet some love tonight! Here's how to get the most out of it:

Step 1: Squeeze out a dime-sized amount of the hand softener and massage it into your dry hands. This will prep your skin for some serious exfoliation!

Step 2: Pump out 1-2 dollops of the smoothie scrub on top of the softener and massage it in vigorously for about 1-2 minutes. Rinse your hands with warm water and pat them dry.

Step 3: Finish it off by applying some hand cream to your clean, dry hands, and voila! You've got baby-soft hands and feet!

I'm here for you if you have any questions or if you want to share what you loved about your Satin Hand experience! Enjoy the silky goodness!

DAY 3:

Rise and shine, gorgeous! Hope you're feeling fabulous and glowing today. It's Microdermabrasion day! This set is like a mini miracle worker that'll leave your skin looking like sunshine in a bottle! It's like a deep clean that scoops away those pesky dead skin layers, leaving you with fewer fine lines and less visible pores!

Just follow these simple steps: After you wash your face with your favorite cleanser, massage a pea-sized amount of Step 1 Refine onto clean, damp skin - avoiding the eyes, of course. Massage gently for 2-3 minutes, then rinse and dry. Too abrasive? Add more water.

Next, add 1-2 pumps of Pore Minimizing Serum to your freshly exfoliated skin. And voila! You're ready to resume your regular skincare routine.

For best results, give your skin some lovin' with this set 2-3 times a week. I personally use it on Sundays and Wednesdays, which are my church days and the perfect routine-breakers.

You can use Microdermabrasion day or night, right after your cleanser. Just be sure to finish up with your skincare routine for the ultimate glow!

sound good?

DAY 4:

Hello there gorgeous! How's that lovely skin of yours feeling today? Any questions or concerns on your mind now that you've been trying out our skincare for a few days?

Have you seen any changes in the way your skin looks and feels? Any chance you've been showered with compliments on your stunning complexion?

Let me know, I can't wait to hear your glowing review!

DAY 5:

Hey, guess what? Today's your lucky day! It's time to unlock another gift – my Coupon Club! Hooray! It's a whole year of savings!! To unlock your savings all you do is watch this 3-minute video that shows how our company began, supports me in business, and gives back to communities around the world.

After you've watched it, we'll hop on a quick voice chat and you can spill the beans on what surprised you and anything else that came to mind. Then, voila! Your coupons will be unlocked for a whole year!

Click the link and let the fun begin!

DAY 6: Part 1

Can you believe it's already Day 6 of our little bag adventure? It's been an absolute blast showing you everything! Quick question, for tomorrow's pickup, would you prefer the morning or afternoon?

I'm eager to hear what you thought of everything you tried. Would you prefer sending your feedback through text or chatting over the phone for a quick call?

DAY 6 PM:

One final thing before we meet tomorrow! Take a second to check out your gorgeous face and do a second scan with the Skin Analyzer once again to see if your face has had any upgrades! Once you've got your new results, snap a screenshot and send it my way. Can't wait to see you!

♥ YOUR OPINION MATTERS ♥




NAME _____ PHONE _____ HOSTESS _____

1. Did you have fun? Did you learn something new today?

2. What was your favorite product you tried today?

3. If money was unlimited, how would you build your Home Beauty Experience?
QUEEN PRINCESS DUCHESS
 Early signs of aging Advanced signs of aging
4. Which Hostess Beauty Box do you prefer?



5. Which beauty experience are you choosing for your next date?



6. How do you want to hold our next session?
SHARE WITH FRIENDS **SOLO (ME + YOU)**
7. Which free Try-It Kit would you like just for watching a fun short video and doing my feedback survey?
INSTANT EYE PUFFINESS REDUCER **SAMPLER OF THE MONTH**
8. Shopping Time: What would you like to take home with you today?

CASH, CHECK, OR OTHERWAYS TO PAY:      

Fabulous Friend

Be a fabulous friend and give a gift card & Self-Care Kit to your girlfriends! Who would love this gift?

game

	NAME	NUMBER OR EMAIL	25+
1	_____	_____	<input type="checkbox"/>
2	_____	_____	<input type="checkbox"/>
3	_____	_____	<input type="checkbox"/>
4	_____	_____	<input type="checkbox"/>
5	_____	_____	<input type="checkbox"/>
6	_____	_____	<input type="checkbox"/>
7	_____	_____	<input type="checkbox"/>
8	_____	_____	<input type="checkbox"/>
9	_____	_____	<input type="checkbox"/>
10	_____	_____	<input type="checkbox"/>



MICELLAR WATER

HOW TO USE

*Borrow
My
Bag*

1. **APPLY** to the cotton pad.
2. **SWIPE** all over face (avoiding eyes) to cleanse skin of makeup and grime.
3. **RINSE** face.

*Even if you don't wear makeup this product will refresh your face.

** Sensitive skin approved.



OIL-FREE EYE MAKEUP REMOVER

HOW TO USE

*Borrow
My
Bag*

1. **SHAKE** it up.
2. **APPLY** to the cotton pad and hold over closed eyes for a few seconds.
3. **SWIPE** and remove
● mascara, eye shadow, and brow products.

*Even if you don't wear eye makeup use daily to condition your eye lashes.

MIRACLE SET

HOW TO USE



*Borrow
My
Bag*

Morning:

- 4-in-1 Cleanser

- *TimeWise Antioxidant Moisturizer

- *TimeWise Daytime Defender

- Sunscreen Broad Spectrum SPF 30

- *TimeWise Eye Cream

Night:

- 4-in-1 Cleanser

- *TimeWise Antioxidant Moisturizer

- *TimeWise® Nighttime Recovery

- *TimeWise Antioxidant Moisturizer

- *TimeWise Eye Cream



TIMEWISE REPAIR VOLU-FIRM SET

HOW TO USE

Morning:

- *Foaming Cleanser**
- *Advanced Lifting Serum**
- *.Day Cream Sunscreen Broad Spectrum SPF 30**
- *Eye Renewal Cream**

Night:

- *Foaming Cleanser**
- *Advanced Lifting Serum**
- *Night Treatment With Retinol**
- *Eye Renewal Cream**

*Borrow
My
Bag*



MICRODERMABRASION PLUS

HOW TO USE

Use on Wednesday and Sunday night.

*Borrow
My
Bag*

- *Wash and rinse your face with the 4 in 1 Cleanser
- *Use Step 1 of the Microdermabrasion Plus (Refine) and rinse.
- *Apply the Pore Minimizer to face avoiding the eye area and leave on.
- *Apply Night Cream
- *Apply Eye Cream



SATIN HANDS

HOW TO USE

*Borrow
My
Bag*

- *Apply Fragrance-Free Satin Hands® Protecting Softener to hands.
- *Apply Satin Smoothie Refining Shea Scrub
- *Rinse
- *Apply Nourishing Shea Cream to hands